

Economical Forced Convection Oven

Standard basic type, Forced air circulation

DKM300C/310C/400C/410C/600C/610C

Operating temp. range Room temp. +10°C to 260°C

Temp. distribution accuracy ±2.5°C(at 210°C)

Operation Simple & Economical

Basic fixed setting forced air convection ovens


Forced convection, constant temperature oven with simple operation functions.

Performance and functions

- Fixed temperature, Quick Auto stop, Auto stop, and Auto start operating modes are possible, along with easy control capabilities
- Settings can be made digitally using the dedicated operation menu keys or the up and down keys
- Auto recovery after power failure, calibration offset and key-lock are possible through the auxiliary functions

Safety features

- Self-diagnostic functions, Auto overheat prevention, Independent overheat prevention



(Stands optional)

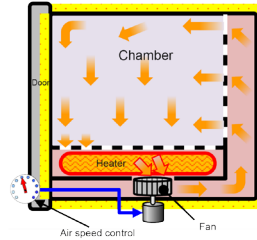
Specifications

Model	DKM300C/310C	DKM400C/410C	DKM600C/610C
Circulation method	Forced air circulation		
Operating temperature range	Room temp. +10~260°C		
Temp. control accuracy	±1°C (at 210°C)		
Temp. distribution accuracy	±2.5°C (at 210°C)		
Max. temp. reaching time	~90min (at room temp. +10°C~260°C)		
Interior material	Stainless Steel		
Exterior material	Cold rolled steel plate with melamine resin baking finish		
Heat insulating material	Glass wool		
Heater	SUS pipe heater		
	0.8kW	1.2kW	1.34kW
Fan type / Motor	Scirocco fan / Condenser type motor 10W		
Cable port	30 mm I.D.×1 pc. (right side)		
Exhaust port	30 mm I.D.×2 pcs.(the top)		
Temp. controller	PID control by microprocessor		
Temp. setting method	Operation menu key and digital setting by UP/DOWN key		
Temp display method	Measurement temp. : Digital display by green LED Setting temp. : Digital display by red LED		
Timer	1 min. to 99 Hrs. 59 min. and 100 Hrs. to 999 Hrs. 50 min. (with time wait function)		
Operation functions	Fixed temperature operation, Quick Auto-stop, Auto start, Auto stop		
Additional functions	Calibration off-set function, Key lock, Uninterruptible power for memory		
Heater circuit control	SSR control		
Sensor	K-thermocouple		
Safety device	Self diagnostic functions (Sensor trouble detection, Memory error, Measured temperature lower limit error, Measured temperature error), Auto overheat prevention, Independent overheat prevention.		
Internal dimensions (W×D×H)	300×300×300mm	450×450×450mm	600×500×500mm
External dimensions*(W×D×H)	410×451×670mm	560×601×820mm	710×651×870mm
Internal capacity	27L	90L	150L
Shelf plate with standard load	15kg/piece		
Shelf rest step number	6 steps	9 steps	12 steps
Shelf rest pitch	35mm		
Power source 50/60Hz	AC115V 7.5A / AC220V 4.5A	AC115V 11A / AC220V 6.5A	AC115V 12A / AC220V 7A
Weight	~35kg	~50kg	~65kg
Shelf plate	Stainless steel		
	2 pcs.		
Shelf bracket	4 pcs.		



Method

[Side view]



Control Panel



Interior



DKM600C

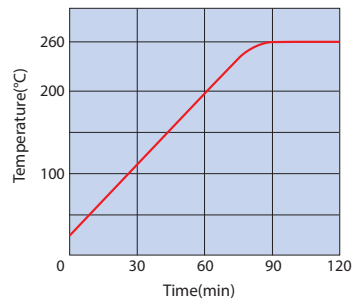
Exhaust Ports (Standard)



Cable Port (Standard)



Temperature Rising Curve



Optional Items

Description	Product Code
Stand	
For DKM300C/310C ON30	211180
For DKM400C/410C ON61	211856
For DKM600C/610C ON61	211856
Stacking Support	
For DKM400C/410C OD40	212822
For DKM600C/610C OD60	212823
Shelf (1 pc. shelf and 2 pcs. brackets)	
For DKM300C/310C	212068
For DKM400C/410C	212246
For DKM600C/610C	212266
*Cable port	
Dia 25mm	281121
Dia 50mm	281122
Seismic mat	296902

* Please specify when ordering main unit.


Optional Items



Stand

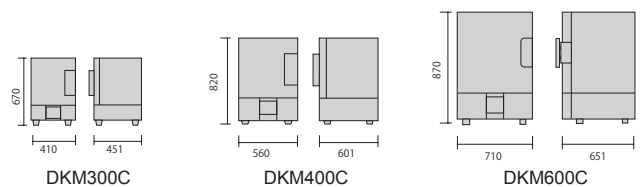


Seismic mat



Shelf (with 2 brackets)

Dimensions (Unit:mm)



Attention

- Never use in flammable or explosive gas atmosphere.
- Never use explosive or flammable material.
- Caution: High temperature components.